



District Report Card: 2017


State: Andhra Pradesh	District: Prakasam
Class: 8	Subject: Language
Schools: 51	Students: 1266


Participation/Coverage


Students

GENDER 	Boys		Girls	
	Number	%	Number	%
	451	35.62	815	64.38

AREA 	Rural		Urban	
	Number	%	Number	%
	1089	86.02	177	13.98

CATEGORY 	SC		ST		OBC		GEN	
	Number	%	Number	%	Number	%	Number	%
	481	37.99	58	4.58	525	41.47	202	15.96

CWSN 	LD	VI	HI	S&LD	ID	Oth
	5	1	4	3	1	6

Management 	Government		Government-aided	
	Number	%	Number	%
	1199	94.71	67	5.29

Average Performance of Students in Language (%)

Overall	Gender		Area		Management		Social Group			
	Male	Female	Rural	Urban	Govt.	Aided	SC	ST	OBC	GEN
62.41	63.19	61.98	62.03	64.78	62.56	59.80	60.37	62.99	64.51	61.65

Performance on Learning Outcomes (LOs)

Learning Outcomes	Description	Average Performance(%)
L813	Read textual/non-textual materials with comprehension and identifies the details, characters, main idea and sequence of ideas and events while reading	62.41

Range of Performance of Students who Answered Correctly							
Below 30%		30% - 50%		50% - 75%		Above 75%	
Number	%	Number	%	Number	%	Number	%
124	9.79	254	20.06	531	41.94	357	28.20

Lowest Performing Learning Outcomes (LOs)

1 - Read textual/non-textual materials with comprehension and identifies the details, characters, main idea and sequence of ideas and events while reading (62.41)